

## GENIE GS-2669 DC, GS – 3369 DC & GS – 4069 DC

### Specifications

	GS - 2669	GS - 3369	GS - 3332
Working height maximum*	9.9 m	11.96 m	14.20 m
<b>A</b> Platform height maximum	7.9 m	9.96 m	12.2 m
<b>B</b> Platform height - stowed	1.47 m	1.47 m	1.65 m
<b>C</b> Platform length			
- outside	2.79 m	2.79 m	2.79 m
- extended	4.31 m	4.31 m	4.31 m
Slide-out platform extension deck	1.52 m	1.52 m	1.52 m
<b>D</b> Platform width - outside	1.6 m	1.6 m	1.6 m
<b>E</b> Height			
- stowed	2.59 m	2.59 m	2.74 m
- rails lowered	1.92 m	1.92 m	2.08 m
<b>F</b> Length - stowed			
- with outriggers	3.76 m	3.76 m	3.76 m
- platform extended	4.50 m	4.50 m	4.50 m
<b>G</b> Width	1.75 m	1.75 m	1.75 m
<b>H</b> Wheelbase	2.29 m	2.29 m	2.29 m
<b>I</b> Ground clearance - center	24 cm	24 cm	24 cm

### Productivity

Maximum platform occupancy (in/out) <sup>1</sup>	4/4	4/2	3/2
Lift capacity	680 kg	454 kg	363 kg
Drive height	full height	full height	full height
Drive speed - stowed	7.2 km/h	7.2 km/h	7.2 km/h
Drive speed - raised	0.5 km/h	0.5 km/h	0.5 km/h
Gradeability - uphill stowed **	35%	35%	35%
Turning radius - inside	2.11 m	2.11 m	2.11 m
Turning radius - outside	4.6 m	4.6 m	4.6 m
Raise/lower speed	34 / 31 sec	39 / 29 sec	61 / 28 sec
Drive	two wheel	two wheel	two wheel
Tyres - non-marking rough terrain	30 x 66 cm	30 x 66 cm	30 x 66 cm

### Power

Power source	48V DC(8x6V 225Ah akumulatory)	48V DC(8x6V 225Ah akumulatory)	48V DC(8x6V 225Ah akumulatory)
Hydraulic system capacity	68.1 L	68.1 L	68.1 L

### Sound & Vibration Levels

Sound pressure level (ground workstation)	70 dBA	70 dBA	70 dBA
Sound pressure level (platform workstation)	79 dBA	79 dBA	79 dBA
Vibration	<2.5 m/s <sup>2</sup>	<2.5 m/s <sup>2</sup>	<2.5 m/s <sup>2</sup>

### Weight\*\*\*

CE base machine	3 442 kg	3 623 kg	4 810 kg
-----------------	----------	----------	----------

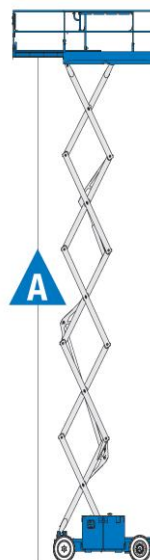
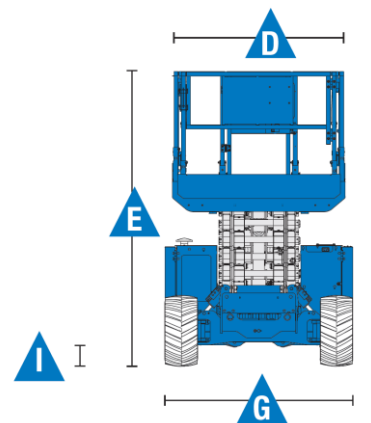
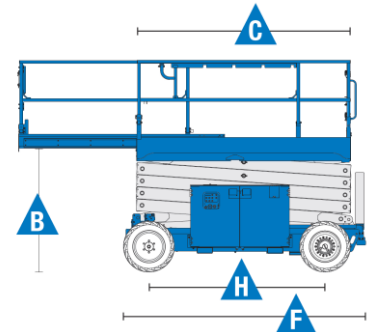
### Standards Compliance

EU Directives: 2006/42/EC - Machinery (harmonized standard EN280:2001+A2:2009); 2004/108/EC (EMC); 2006/95/EC (LVD)

\* The metric equivalent of working height adds 2 m to platform height.

\*\* Gradeability applies to driving on slopes. See operator's manual for details regarding slope ratings.

\*\*\* Weight will vary depending on options and/or country standards.



SPRZEDAŻ • WYNAJEM • SERWIS • CZĘŚCI

Specifications 29.05.13



[www.gizo.pl](http://www.gizo.pl)

**Centrala:**  
16-070 Choroszcz k. B-stoku  
trasa nr 8 Warszawa - Białystok  
Złotoria 225  
tel./fax: 85 719 34 40  
biuro@gizo.pl

**Tychy:**  
43-100 Tychy, ul. Beskidzka 21  
trasa nr 1 Katowice - Tychy  
tel.: 32 329 86 25-26  
fax: 32 329 82 36  
tychy@gizo.pl

**Warszawa:**  
03-236 Warszawa  
ul. Annopol 4  
tel./fax: 22 609 62 25-26  
warszawa@gizo.pl

**Gdańsk:**  
80-299 Gdańsk  
(obwodnica Trójmiasta)  
ul. Miedzynowicka 7  
tel./fax: 58 341 86 98  
gdansk@gizo.pl

**Poznań:**  
61-080 Tamowo Podgórne  
ul. Poznańska 48, Swadzim  
tel./fax: 61 843 38 44  
poznan@gizo.pl

**Belchatów:**  
97-427 Rogowice  
ul. Instalacyjna 14  
tel.: 604 414 235  
belchatow@gizo.pl

**Szczecin:**  
72-001 Kolbaskowo 119  
tel.: 602 795 195  
szczecin@gizo.pl

**Lublin:**  
tel. 602 374 205  
lublin@gizo.pl

**Wrocław:**  
52-014 Wrocław  
ul. Opolska 140  
tel.: 602 425 600  
wroclaw@gizo.pl

**Europa Zachodnia:**  
tel.: +48 602 188 588  
europa@gizo.pl

**Europa Wschodnia:**  
tel.: +375 293 211 999  
sasha@gizo.pl

### Features

#### Standard Features

##### GS-2669

- 9.90 m – working height
- up 680 kg lift capacity

##### GS-3369

- 11.96 m – working height
- up 454 kg lift capacity

##### GS – 4069

- 14.20 m – working height
- up 363 kg lift capacity

#### Platform

- 2.79 x 1.60 m steel frame platform with replaceable aluminium deck
- 1.52 m slide-out extension deck

#### Productivity

- AC sealed drive motors
- Folding guardrails with full height swinggate
- Smart Link™ control system (joystick, 2 lift speeds & 2 selectable proportional drive speeds, user-friendly diagnostics)
- AC power to platform
- Active oscillating front axle
- Positive traction control
- Regenerative braking
- Tilt level sensor with audible alarm
- Descent alarm
- Horn
- Hour meter
- Certified load sensor

#### Power

- 48 V DC (eight 6 V batteries), 225 Ah (standard on GS-2669 DC & GS-3369 DC)
- 48 V DC (eight 6 V batteries), 315 Ah (standard on GS-4069 DC)

#### Tyre

- Foam-filled, non-marking rough terrain

#### Drive

- 2 x 4
- Active oscillating front axle

#### Outriggers

- Automatic levelling hydraulic outriggers



#### Options & Accessories

- Air line to platform
- Power to platform (incl. plug, socket and ground fault interrupt leakage on request)
- Biodegradable hydraulic oil
- Dual flashing beacons
- Motion alarm
- Low temperature cut-out module

SPRZEDAŻ • WYNAJEM • SERWIS • CZĘŚCI



[www.gizo.pl](http://www.gizo.pl)

**Centrala:**  
16-070 Choroszcz k. B-stoku  
trasa nr 8 Warszawa - Białystok  
Złotoria 225  
tel./fax: 85 719 34 40  
biuro@gizo.pl

**Tychy:**  
43-100 Tychy, ul. Beskidzka 21  
trasa nr 1 Katowice - Tychy  
tel.: 32 329 86 25-26  
fax: 32 329 82 36  
tychy@gizo.pl

**Warszawa:**  
03-236 Warszawa  
ul. Annopol 4  
tel./fax: 22 609 62 25-26  
warszawa@gizo.pl

**Gdańsk:**  
80-299 Gdańsk  
(obwodnica Trójmiasta)  
ul. Międzygwiezdna 7  
tel./fax: 58 341 86 98  
gdansk@gizo.pl

**Poznań:**  
61-080 Tarnowo Podgórne  
ul. Poznańska 48, Swadzim  
tel./fax: 61 843 38 44  
poznan@gizo.pl

**Bełchatów:**  
97-427 Rogowiec  
ul. Instalacyjna 14  
tel.: 604 414 235  
belchatow@gizo.pl

**Szczecin:**  
72-001 Kolbaskowo 119  
tel.: 602 795 195  
szczecin@gizo.pl

**Lublin:**  
tel. 602 374 205  
lublin@gizo.pl

**Wrocław:**  
52-014 Wrocław  
ul. Opolska 140  
tel.: 602 425 600  
wroclaw@gizo.pl

**Europa Zachodnia:**  
tel.: +48 602 188 588  
europa@gizo.pl

**Europa Wschodnia:**  
tel.: +375 293 211 999  
sasha@gizo.pl